



story telling MATH




Activity Guide

Celebrate diversity, math, and the power of storytelling!

Joyful stories and hands-on activities
make it easy for kids and their grown-ups
to explore everyday math together.





Storytelling Math celebrates children using math in their daily adventures as they play, build, and discover the world around them. Joyful stories and hands-on activities make it easy for kids and their grown-ups to explore everyday math together.

www.charlesbridge.com/storytellingmath

Circle! Sphere!

Math activities by Marlene Kliman, TERC



978-1-62354-124-8 BD
e-book available

About the Book

Time to blow bubbles! Manny's wand is a circle. Olivia's wand is a triangle. Mei's wand is a heart. What shape will their bubbles be?

About the Math

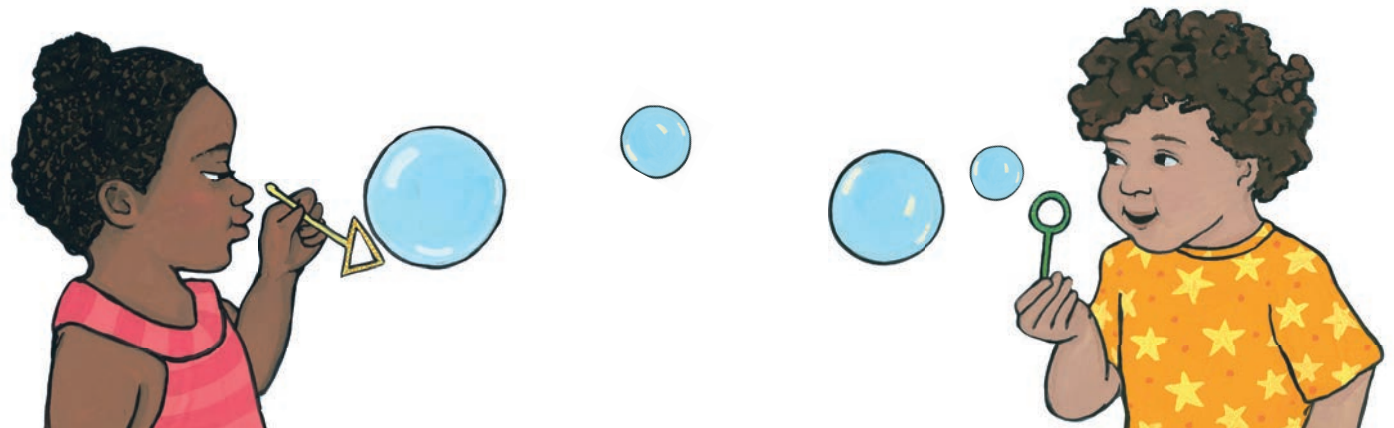
Young children learn about shapes as they explore everyday objects. They discover that cereal boxes stack because of their flat sides, that balls roll because they are round all over, and that paper-towel tubes are open on both ends. Like Manny, Olivia, and Mei, they find that some things, such as wands, are flat, while others, such as bubbles, are not. These kinds of experiences give children a hands-on foundation for later study of geometry.

Douglas Clements

Kennedy Endowed Chair in Early Childhood Learning, executive director of the Marsico Institute for Early Learning and Literacy, and Distinguished University Professor, University of Denver


About the Author-Illustrator

Grace Lin is a *New York Times* best-selling author and National Book Award finalist who has won a Caldecott Honor, a Newbery Honor, and a Theodor Seuss Geisel Honor. www.gracelin.com



Make a Windsock

Help children decorate a sheet of paper and glue long, thin strips along the bottom. Wonder out loud: "How can we make this flat piece of paper into a tube? What will happen if we put these edges together?" Tape the edges together and add a handle. Ask: "What will happen if we blow on our windsock?" Try it to find out!



Bubble Up!

Gather a variety of bubble blowers: straws, kitchen spatulas with holes, and wands of different sizes and shapes. You can also make wands from pipe cleaners. For each blower, ask children to predict: "What shape do you think the bubbles will be? What size?" Then have them try it!

Squash It!

Help children make a ball, donut, or other shape with play dough. Then wonder together: "What shape do you think this will be if you squash it flat? Why do you think so?" Invite children to squash it. Describe the resulting shape. "Look, it's a flat circle!"

Play the Shape Game

Secretly choose an object in the room. Then give a set of clues, including some about its shape. Help children find the object.

- I'm thinking of something in the room.
- It's flat on the top.
- It's flat on the bottom.
- It's curved on the sides.

