



preschool
STEAM

SCIENCE | TECHNOLOGY | ENGINEERING | ART | MATH

Tinker Tub GuideBOOK



Tinker Tubs™

Copyright Information:

This product is for single classroom use.

You may not sell, share or redistribute this resource.

All rights for this product remain with [Preschool STEAM](#)

Copyright © 2022 Preschool STEAM

Credit:

KG Fonts by [Kimberly Geswein](#)



What are Tinker Tubs™?

- A tinker tub is a container with provided materials that encourages children to build, create and design with or without creative prompts.



Why Use Tinker Tubs™?

Tinker Tubs™ make it easy to teach students perseverance with open-ended play and exploration.

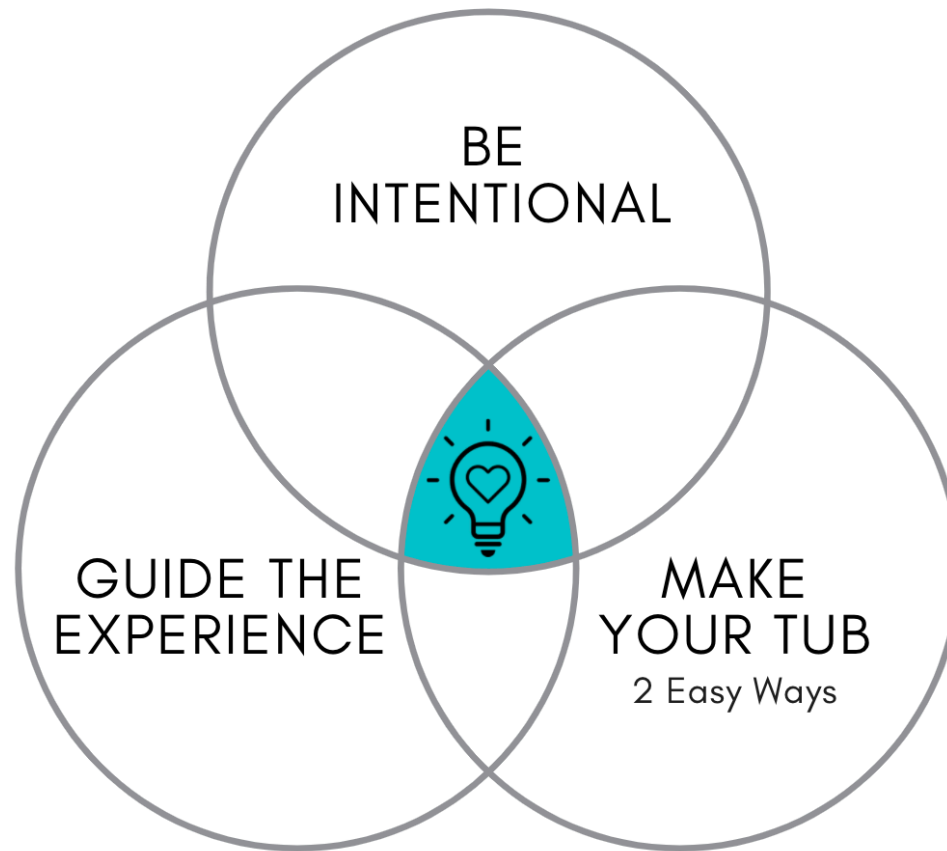
Tinker Tubs™ allow students to learn:

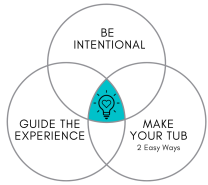
- How to re-evaluate, redesign and re-think a problem to create a unique, and inventive solution.
- How to learn from failure and still try again.
- How to persevere.





Tinker Tub Magic Method





1: Be intentional



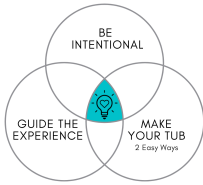
Why do you want to introduce Tinker Tubs™?



How do Tinker Tubs™ align with your teaching vision/mission?



What do you want your learners to learn/practice?



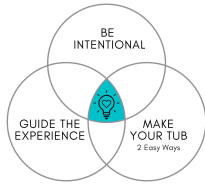
2: Make YOUR Tub

DIY

FAST & EASY



[Click to learn more](#)



Step 3: Guide the Experience

1. Observe your students as they use the tinker tub.
2. Document what your students say or what questions they ask.
3. Reflect on how you can take your student observations and facilitate deeper learning with 5-Star STEAM Experiences.
4. Students may reflect on their creations by drawing their designs.



Materials for Tinker Tubs™

- Wooden Blocks
- Pattern Blocks
- Linking Cubes
- Craft Sticks
- Small Plastic Cups
- Recycled Containers
- Cardboard Tubes
- Pipe cleaners
- Cotton Swabs
- LEGO Bricks
- Play Dough
- Dominoes





Tips for Tinker Tubs™

- Tinker Tubs™ may be used individually or as a small group.
- Picture cards may be added as a prompt to deeper thinking. Not all children may use the prompts; that is okay! Let the students be creators.
- Only put out the number of materials that can be cleaned up in 2 minutes (or even 1 minute).
- Tinker Tubs™ do not replace building centers. Building with big blocks provides a different set of challenges and problem-solving skills.
- Try combining different materials. There is no limit to what you can use for tinkering supplies.

Name:

My Design



A large, empty rectangular box with a black border, intended for drawing or writing a design.

Name:

MY DESIGN



A large, empty rectangular box with a black border, intended for drawing or writing a design.

Share YOUR Tub!

We love to see your Tinker Tubs™ in action.
Share with us on social media @preschoolsteam

[Facebook](#) • [Instagram](#) • [Pinterest](#) • [Youtube](#)



For more STEAM inspiration visit,
www.preschoolsteam.com

